



**SUPPLEMENTARY INSTALL GUIDE
MITSUBISHI EVOLUTION X
2009~ (CZ4A)
U.S.A. VERSIONS ONLY**



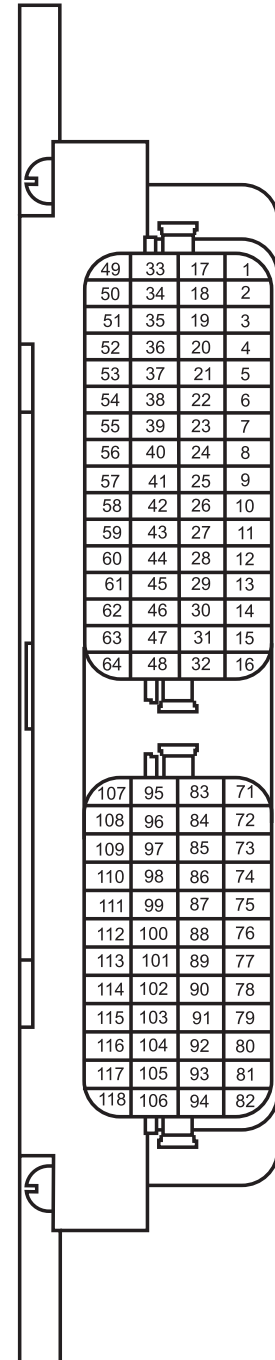
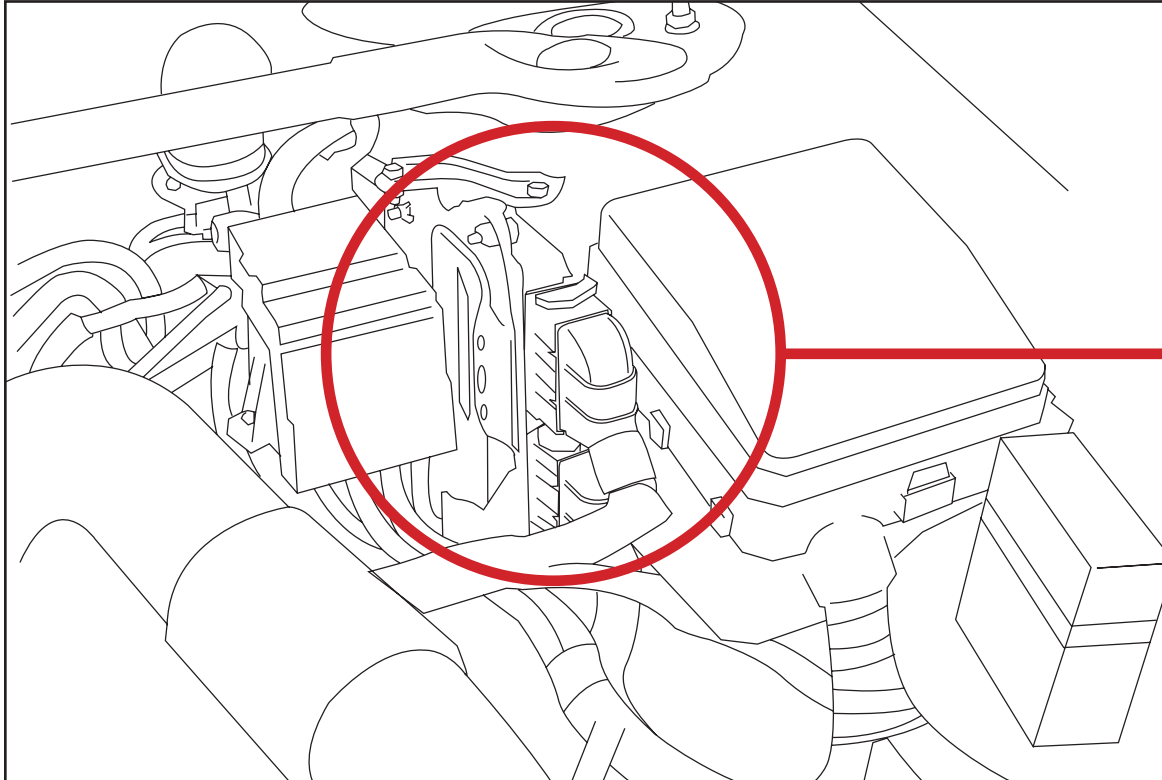
WARNING



ALWAYS REMEMBER TO DISCONNECT THE BATTERY WHEN INSTALLING ELECTRICAL EQUIPMENT TO PREVENT AIRBAG DEPLOYMENT AND/OR CHECK ENGINE LIGHTS. FOLLOW STANDARD SAFETY INSTRUCTIONS WHEN WORKING ON YOUR VEHICLE.



IMPORTANT : USE ONLY WITH CORRESPONDING ARK DESIGN USER MANUAL



**PIN LOCATIONS
with
WIRE COLORS**

002	GREEN with WHITE + GREY DOT	
004	WHITE with RED + GREY DOT	
010	GREY with RED	
026	WHITE	
038	RED + GREY DOT	
039	LIGHT BLUE + GREY DOT	
071	BLACK + 2 GREY DOTS	
082	WHITE + 2 GREY DOTS	
104	RED + GREY DOT	



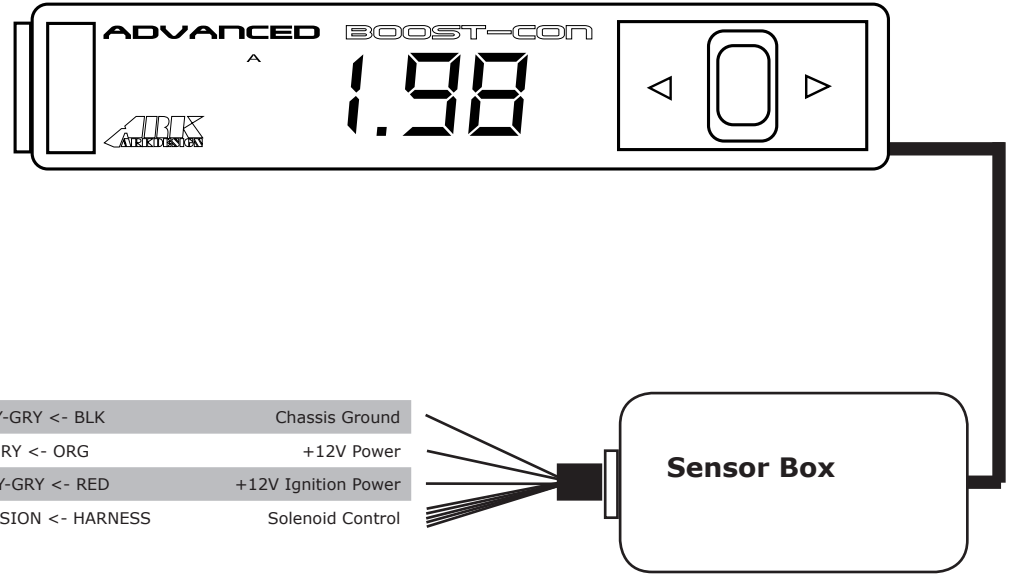
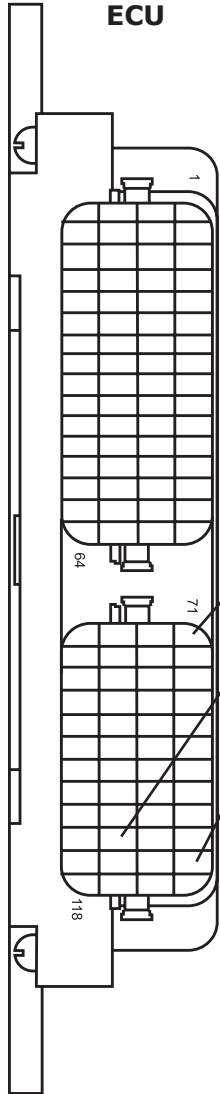
SUPPLEMENTARY INSTALL GUIDE

DOC# 01.002M.01


PN# 01-0002X-11

ADVANCED BOOST CONTROLLER

U.S. MARKET MITSUBISHI EVO X (CZ4A.US)



ECU 071 - Ground (-)	BLK w/ GRY-GRY <- BLK	Chassis Ground
ECU 104 - ECU Backup Power	RED w/ GRY <- ORG	+12V Power
ECU 082 - Ignition	WHT w/ GRY-GRY <- RED	+12V Ignition Power
ENGINE BAY Boost Control Solenoid	HARNES/EXTENSION <- HARNES	Solenoid Control



Engine Bay Boost Control Solenoid

WARNING

ALWAYS REMEMBER TO DISCONNECT THE BATTERY WHEN INSTALLING ELECTRICAL EQUIPMENT TO PREVENT AIRBAG DEPLOYMENT AND/OR CHECK ENGINE LIGHTS. FOLLOW STANDARD SAFETY INSTRUCTIONS WHEN WORKING ON YOUR VEHICLE.

082 - Ignition (+)	WHT / GRY-GRY			RED +12V Ignition Power
071 - Ground (-)	BLK / GRY-GRY			BLK Chassis Ground
104 - ECU Backup Power	RED / GRY			ORG +12V Power